

# HEIGHT SAFETY GEAR GUIDE



Australian Standard  
AS/NZS 1891.1:2007  
Lic:21481  
SAI Global



THE COMPLETE  
HEIGHT SAFETY  
COLLECTION





**SDS**  
SAFETY DIRECT SOLUTIONS

A special thanks to Safety Direct Solutions (SDS) training for the use of their facility to photograph the LINQ Height Safety range

# CONTENTS

LINQ BY PROCHOICE	04
HEIGHT SAFETY STANDARDS	05
LINQ HARNESS & LANYARD COMPLIANCE	06
HARNESSES	09
LANYARDS	19
KARABINERS & ACCESSORIES	31
LINQ HEIGHT SAFETY KITS	35



## HEIGHT SAFETY

### WHY LINQ BY PROCHOICE

Paramount Safety Products is an all-Australian company founded in 1992 and is the name behind the ProChoice Safety Gear brand of PPE.

Our desire to provide Australians with a safer working environment fuels our constant search for a better way of delivering high quality PPE through innovation and certification of the highest order.

This strive for excellence led to the development of the LINQ range of Harnesses and Lanyards, which includes the innovative Suspension-Trauma Standing Step Harness. Enabling the user to stand while suspended it alleviates the compression/tourniquet effect on the upper thighs and helps stimulate blood flow, reducing the potentially deadly consequences associated with prolonged harness suspension.

### PRODUCTS

As with all ProChoice Safety Gear, LINQ Height Safety Equipment is created for safety without compromise by using the highest quality materials engineered for comfort, performance, and a long life-span. With independent third party certification from SAI Global, showcased by the “5 Ticks” mark, LINQ far exceeds Australian safety standards for your peace of mind.

### OUR SERVICE

Local Australian manufacturing serves to ensure a flexible and dynamic design process, enabling application-specific custom engineering without onerous minimum order quantities. With four distribution centres around the country and significant stock holdings, expedited delivery is the norm.

### OUR SUPPORT

With all ProChoice staff holding intricate product and industry knowledge, the LINQ manufacturing team has a unique ability to understand your requirements. Led by Steve Sugden who has over 12 years’ manufacturing experience on the international stage, the team is quickly able to develop a needs-based solution fit for your requirements.

### OUR IMAGE

ProChoice is a renowned PPE brand respected nationally for premium quality products certified beyond requirements and sold at affordable prices. Hard-won integrity and trust has been developed through years of delivering safety without compromise and is reinforced through strong packaging, product design and general branding. When people see ProChoice, they see a better product.

## HEIGHT SAFETY

### HEIGHT SAFETY STANDARDS

All LINQ harnesses and lanyards are independently tested and certified by SAI Global in accordance with Australian and New Zealand Standard AS/NZS 1891.1 2007.

Whereas some brands will ‘self-certify’ or claim to use a third party assurance program, ProChoice invests in the most respected and much stricter SAI Global Certification process and Quality Assurance Program.

Independent auditing of LINQ products by SAI Global ensures retailers, HSE officers and end users can have the utmost confidence that LINQ harnesses and lanyards meet or exceed the protection as required by Australian Standards. In fact LINQ internal QC specifications require the product’s performance to exceed AS/NZS standards in some cases by as much as 400% (see page 6).

SAI Certification is displayed in the form of the SAI Global StandardsMark™ or “5 Ticks” logo representing reliability, quality assurance and safety – hallmarks of all ProChoice Safety Gear, along with comfort, performance and affordable pricing.



The following Australian and New Zealand Standards are recommended reading references:

**AS/NZS 1891.1 – Part 1: Safety belts and harnesses 2007**

**AS/NZS 1891.2 – Part 2: Horizontal lifeline and rail systems**

**AS/NZS 1891.3 – Part 3: Fall Arrest devices**

**AS/NZS 1891.4 – Part 4: Selection, use and maintenance of industrial fall arrest systems and devices.**

**AS 2625: Safe working in a confined space.**

**AS/NZS 4488 (series) Industrial rope access systems.**

**Need help? Please call us on Ph: 1300 LINQ HS (5467 47)**





# LINQ HARNESS & LANYARD COMPLIANCE

AS/NZS1891.1 Requirements	Criteria for AS/NZS1891.1 Compliance	Minimum Criteria for LINQ in-house Standards compliance	Assessment of results
Appendix A Webbing resistance to light	Polyester Webbing >70% strength exposed vs. unexposed	Polyester Webbing >70% strength exposed vs. unexposed	Complies
Appendix B Static break test of lanyard webbing	Minimum breaking strength shall be <b>15kN</b>	>23kN	Exceeds standards by >150%
Appendix C Static loading for attachment points	Harness on a dummy is subjected to static loads on attachment points and must not fracture more than <b>10%</b> of the cross section area at any one point	0% Fracture	Exceeds standards significantly
	There shall be no breakage of more than <b>20%</b> of the stitches in any one stitch pattern of a load bearing stitching at a webbing junction	0% Fracture	Exceeds standards significantly
	There shall be no failure of attachment hardware.	0% Fracture	Complies
	Pull up force Applied <b>15kN</b> with 3 minute hold - Dummy must no release	20kN 3 Minutes	Exceeds standards by >133%
	<20% of stitches in any one stitch; and or no fracturing affecting <b>more than 20%</b> of the contact area of a joint if made by means other than stitching	13kN 3 Minutes	Exceeds standards by >133%
	Inverted pull up force applied <b>10kN</b> with 3 minute hold - Dummy must no release	0% Fracture	Exceeds standards significantly
Appendix D Dynamic loading tests for fall arrest attachment points	Harness on a 100kg Rigid Dummy and using 12mm 3 strand Hauser laid rope without Energy Absorber, 2m in length	Same	Complies
	Raise and then drop dummy from a point at least 1.8m above anchorage point (2m+1.8m = <b>3.8m free fall</b> )	LINQ in-house requirement to drop over a 4m free fall	Complies
	Drop Dummy feet first; adjust buckles and repeat but with head first drop.	Drop dummy feet first and repeat with head first drop no buckle adjustment allowed - REPEAT 4 TIMES	Exceeds standards by >400%
	Webbing Slippage allowance per any one adjusting device e.g. a buckle, measured at the centre line of the webbing shall not exceed 25mm (measured after each drop)	Drop dummy feet first and repeat with head first drop no buckle adjustment allowed - REPEAT 4 TIMES	Exceeds standards by >400%
	Total slippage allowance over all adjusting devices shall not exceed 50mm in total	Measured after 4 feet first and 4 head first drops over 4m	Exceeds standards by >400%
	Dummy shall remain securely suspended in the harness	Assessed after 4 feet first and 4 head first drops over 4m	Exceeds standards by >400%
	No complete break of webbing or complete failure of any one pattern of stitches or joint made by another means, at a webbing junction in any leg strap or belt if fitted and no failure of any attachment hardware	Assessed after 4 feet first and 4 head first drops over 4m	Exceeds standards by >400%
Appendix E Dynamic loading tests for pole strap assemblies and the harness attachment point	Dropped over a distance connected on both side Dees with pole strap adjusted to 2m length and dummy dropped over a 1.8m distance, 300mm on the horizontal. Two drops, one inverted	Dropped over a distance connected on both side Dees with pole strap adjusted to 2m length and dummy dropped over a 1.8m distance, 300mm on the horizontal. REPEAT 2 TIMES	Exceeds standards by >200%
	Slippage not to exceed 25mm in any one adjusting device and 50mm in total.	Measured after 2 feet first and 2 head first drops over 1.8m	Exceeds standards by >200%
	Dummy shall remain securely suspended in the harness	Assessed after 2 feet first and 2 head first drops over 1.8m	Exceeds standards by >200%
	No complete break of webbing or complete failure of any one pattern of stitches or joint made by another means, at a webbing junction in any leg strap or belt if fitted and no failure of any attachment hardware	Assessed after 2 feet first and 2 head first drops over 1.8m	Exceeds standards by >200%
Appendix F Static loading tests for pole strap assemblies and the harness attachment point	Pole strap points - <b>15kN</b> for 3 minutes with the belt tightened around a 350mm cylinder and the pole straps around a 10mm dia pulled in the opposite direction	20kN 3 minutes	Exceeds standards by >133%
	<20% of stitches in any one stitch; and or no fracturing affecting <b>more than 20%</b> of the contact area of a joint if made by means other than stitching	0% Fracture	Exceeds standards significantly
	There shall be no webbing failure or hardware failure	0% Failure	Complies
Appendix G Static Break Strength and "pull out" force for Lanyard and Energy (Shock) Absorber element combined.	Test 1 - Energy Absorber permanent deformation of break/pull out shall be greater than <b>2kN</b>	2.5kN Minimum	Exceeds standards by >125%
	Test 2 - Energy Absorber when fully pulled out shall withstand, <b>15kN</b> without releasing load (for 3 minutes)	>23kN	Exceeds standards by >150%
	Test 2 - Energy Absorber when fully pulled out shall withstand, <b>15kN</b> without releasing load (for 3 minutes) <b>when using the adjustable Rope Lanyard</b>	>15kN	Complies
	Test 3 - for Twin Tailed (twin legged), <b>15kN</b> end to end static pull test hold for 3 minutes	>23kN	Exceeds standards by >150%
Appendix H Dynamic Loading test for lanyard and Energy Absorber Assembly	To ensure the Energy Absorber restricts the forces on the attachment point to less than <b>6kN Braking Force</b> after then resultant <b>100kg</b> dropped from a <b>3.8m</b> free fall	<6kN on a 125kg weight dropped from a 4m free fall	Exceeds standards by >125%
	The load displacement shall not exceed <b>5.75m</b> length from the anchorage fall attachment point	Shall not exceed 5.75m length	Complies with displacement length but with <b>higher wearer weight rating</b>







## HARNESSES

LINQ full body harnesses have been medically engineered and certified to provide the wearer with maximum safety, comfort and versatility while working at height.

LINQ harnesses have been engineered in consultation with Orthopaedic and General Surgeons. Each LINQ Harness is designed to ensure the body can tolerate and survive all forces placed on it in the event of a fall. Furthermore LINQ webbing straps and the fall arrest hardware are ergonomically designed to minimise impact on the human body in the event a fall incident.

LINQ harness webbing has been specifically woven to reduce slippage and ensure maximum buckle grip. Research and development analysed webbing and buckle design including material composition which was integral in achieving unrivalled comfort, safety and zero buckle slippage even during extended wear.

Engineered to minimise incidental harm in the event of a fall, the LINQ range boasts the addition of buckle padding to significantly reduce the risk of injury from harness buckles. Further protecting the wearer is the ergonomic placement of the chest strap, which is positioned below the breast line and the shoulder strap adjustment buckles. This considered chest strap placement is designed to minimise throat and facial injury in the event of a fall.

Another feature of LINQ harnesses, also designed to reduce the risk of throat and facial injury is the inclusion of extended belay loops in preference over a frontal chest Dee ring. LINQ belay loops provide a more balanced weight distribution than the more commonly used frontal chest Dee ring.

Further wearer protection is provided by the inclusion (AS STANDARD EQUIPMENT) of LINQ's Medically Trialled suspension trauma strap - designed to alleviate and minimise post fall Orthostatic Intolerance (suspension trauma syndrome).

Enhancing the unique combination of harness design features, the LINQ range Complies to AS/NZS1891.1 Standards criteria, and we can prove it with Standards Certification!

Independently audited by third party body SAI Global for AS/NZS 1891.1 for Standards adherence, the LINQ harness range boasts the quality assurance of the prestigious "5 ticks" mark of Certification.



# KEY HARNESS FEATURES

- 1 Australian designed and engineered
- 2 Confined space/ rescue loops standard on all Tactician and Elite harnesses
- 3 Interwoven reflectivity strips for increased low light wearer visibility
- 4 Webbing 30kN tenacity, AS/NZS 1891.1 requirement is 15kN
- 5 Webbing is UV rated to exceed AS/NZS 1891.1 standard. Webbing is greater than 44mm width, AS/NZS 1891.1 requirement is 40mm
- 6 Elastic TIDY loops designed to retain excess webbing post adjustment
- 7 Frontal fall arrest attachment belay loops/increased length for improved comfort, balance and safety in the event of a fall as opposed to a single frontal Dee ring.
- 8 Positioning of belay loops below the chest for better safety
- 9 Chest Strap positioned below breast line to reduce the risk of throat injury in the event of a fall.
- 10 Rear dorsal attachment-drop forged hardware for exceptional strength 40kn (4 tonnes). Dorsal Dee attachment engineered for zero slide in a fall (no keeper/insert breakout)
- 11 Adjustment buckles designed to preclude webbing slippage during day to day use
- 12 Buckles easy to adjust in both slotted and quick fit buckles
- 13 Buckle padding under all connecting buckles for added comfort and enhanced safety in a fall, precludes buckle injury (metal on skin) (optional extra on Essential harness)
- 14 'THETA' stitch pattern (equals 25kN strength). Engineered to match webbing strength to ensure no weak point in the harness assembly. Shaped to preclude stitch thread breakage in a fall. Contrast stitch pattern for easy inspection
- 15 The Standard's type testing stipulates that compliance assessment takes place after just 1 fall, but LINQ harnesses are engineered to withstand 4 falls (4 head first; 4 feet first falls) and thereafter still comply with the AS/NZS 1891.1 compliance assessment requirements
- 16 Sub-Pelvic Support- engineered for better support and force distribution.
- 17 Suspension Trauma strap- engineered and medically trialled to eliminate suspension trauma/orthostatic intolerance. Standard feature on Tactician and Elite harnesses.
- 18 Padded vest for comfort and ease of donning (Elite range only)



**Certified Product**  
  
**Australian Standard**  
 AS/NZS 1891.1:2007  
 Lic:21481  
 SAI Global

# HARNESS SELECTION GUIDE

HARNESS NAME	ESSENTIAL	TACTICIAN Riggers	TACTICIAN Multi Purpose	ELITE Riggers	ELITE Multi Purpose
Harness Part Number	H101	H201	H202	H301	H302
Material	UV Stabilised Polyester	UV Stabilised Polyester	UV Stabilised Polyester	UV Stabilised Polyester	UV Stabilised Polyester
Rear Dee Ring	✓	✓	✓	✓	✓
Frontal Belay Loops	✓	✓	✓	✓	✓
Confined Space Shoulder Loops	✗	✓	✓	✓	✓
Large Side Dee Rings	✗	✗	✓	✗	✓
Trauma Strap Fitted AS STD	✗	✓	✓	✓	✓
Slotted Buckles	✓	✓	✓	✗	✗
Quick Fit Buckles	✗	✗	✗	✓	✓
Backing Triangle Mesh	✗	✓	✓	✓	✓
Padding Under Buckles	✗	✓	✓	✓	✓
Waist; Legs & Rear Belt Padding	✗	✗	✗	✗	✓
Reflective Stitching	✓	✓	✓	✓	✓
Certified & Approved to AS/NZS 1891.1	✓	✓	✓	✓	✓
APPLICATION					



**KEY:**





# CORRECT FITTING OF A LINQ HARNESS

- 1** Inspect harness to make sure it is fit for your height safety application and that all components are in good working condition.
- 2** Hold harness by the Rear / Dorsal Dee Ring and arrange harness straps to avoid any crossed or twisted straps.
- 3** Don the harness as you would put on a jacket.
- 4** The "Dee" ring must be positioned between the shoulder blades.
- 5** Connect the chest strap across the upper body, and then connect the waist strap (if fitted - multipurpose models).
- 6** Secure left leg strap to left leg buckle and right leg strap to right leg buckle, making sure the webbing is not twisted.
- 7** Adjust all straps and buckles for a firm, comfortable fit. Have a work mate check all connections.
- 8** The belay loops must be brought together and fixed with an approved connector (Note: Never use single belay loops – always use in pairs)

# ESSENTIAL HARNESS - H101

- 1** Front Belay Loops for Fall arrest attachment
- 2** Rear Dee Ring for Fall arrest attachment
- 3** Functional 2 bar 3 bar buckles for chest and leg adjustment
- 4** 30kN UV stabilised webbing with retro reflectivity
- 5** Harness available in sizes M, L and XL





# TACTICIAN MULTI-PURPOSE HARNESS - H202

- 1 Slotted Leg and chest Buckles all with padded separation for comfort
- 2 EZ-adjust Shoulder buckles
- 3 Permanently attached Suspension Trauma Strap (medically trialled) as standard
- 4 Confined Space / Rescue Loops as standard
- 5 30kN UV stabilised webbing with retro reflectivity
- 6 Belt with pole strap attachment points
- 7 Harness available in sizes M, L and XL



TACTICIAN RIGGERS HARNESS (H201) ALSO AVAILABLE



# ELITE MULTIPURPOSE HARNESS - H302

- 1 Shoulder Back and Leg Padding for shape retention and elevated comfort
- 2 Hi-Strength Quick Release Leg and Chest buckles all with padded separation for wearer comfort
- 3 30kN UV stabilised webbing with retro reflectivity
- 4 EZ-adjust Shoulder buckles
- 5 Permanently attached Suspension Trauma Strap (medically trialled) as standard
- 6 Retro reflective piping on Shoulder Back Padding for easy identification
- 7 Belt with pole strap attachment points
- 8 Harness available in sizes M, L and XL



ELITE RIGGERS HARNESS (H301) ALSO AVAILABLE





## ORTHOSTATIC INTOLERANCE

Injuries from falling are only part of the dangers faced by those working at heights. Harness suspension presents with similar symptoms and complications associated with crush injuries, and the resulting lack of blood flow to the vital organs leading to orthostatic intolerance is widely proven to cause death.

Whilst hanging in a harness, the tourniquet effect of the leg webbing, coupled with the effect of gravity and an inability to release the pressure of the webbing on the legs, leads to a condition known as VENOUS POOLING. The body and leg muscles are unable or are severely restricted from pumping blood back to the heart. When in suspension, a harness simply restricts blood flow back to the heart even if the harness has a cradle or sub pelvic bum strap for the buttocks.

Initial symptoms of orthostatic intolerance are tingling or numbness in the legs, nausea, dizziness, sweating, palpitations and confusion. Fainting occurs next, which, in a harness, will serve to exacerbate the suspension trauma by eliminating movement altogether while still keeping the subject upright. Research has found that after losing consciousness while suspended in a harness, brain damage and death can occur within four to six minutes (1).

Even if a climber or worker is rescued alive in their harness after suffering orthostatic intolerance, they are still in grave danger due to the large amount of deoxygenated blood in their legs that may cause a heart attack or kidney failure when it returns to the body's vital organs. Research by Flora and Holzl found that of eight rock climbers who were alive after hanging in a harness from periods of half an hour to eight hours, all died after they were rescued, surviving from half an hour to 11 days (2).

While each individual's tolerance to suspension varies, everyone is susceptible meaning that using a harness designed to enable blood flow in the event of prolonged suspension is critical, as is their quick rescue and recovery.

The LINQ range of harnesses and lanyards from ProChoice Safety Gear are specifically designed to reduce the likelihood of orthostatic intolerance. Featuring a unique Standing Step Harness they eliminate the tourniquet effect and allow the wearer to stand and stimulate the muscles that pump blood back to the body's vital organs. The resulting increased blood flow reduces the risk of suspension trauma and associated dangers.

The Suspension Trauma Standing Step is fitted as standard equipment to the Tactician and Elite harnesses and is available as an addition to all other harnesses in the LINQ range.

### References:

1. Nelson B. Climbing harnesses. How long can you safely hang from your harness? (1979) *Off Belay Magazine* (USA) (August 1979)
2. Flora G and Holzl HR. Fatal and non-fatal accidents involving falls into the rope (1972) *Papers of the Second International Conference of Mountain Rescue Doctors* (Austria) (1972)

## SUSPENSION TRAUMA STANDING STEP







## LANYARDS

LINQ lanyards are a critical piece of personal protection equipment (PPE) for working safely at heights as the connection between the harness and an anchorage, designed to absorb energy in the event of a fall.

Through extensive research and development on site, as well as engineering and quality control implementation, LINQ has developed a lanyard range suitable for a wide range of worker's body types. Based on worker feedback and site observation, the LINQ lanyard range restricts energy absorption to significantly less than 6kJ in the event of a fall for all workers (even plus-sized ones) up to 160kg.

Quality materials have been used to engineer the LINQ lanyard range, ensuring their strength in the event of a fall. These include:

- An exclusive Extended Length Energy Absorber designed to protect a worker of up to 160kg
- Drop forged lanyard hardware
- Stitching patterns are sewn by computer controlled bar tacking machinery for precision using UV resistant high tenacity polyester yarn with 100 newton (10kg) breaking strength
- Unique THETA stitch pattern has over 400 stitches resulting in a seam that matches the lanyard's webbing strength of 3.3t

As with the LINQ harness range, LINQ lanyards are third party audited by SAI Global to AS/NZS1891.1 Standards criteria and have been issued with the prestigious "5 ticks" Certification approval, clearly visible on all LINQ lanyard labels.

A work site that chooses LINQ fall arrest lanyards is a safer work site thanks to ProChoice's commitment to strict Certification processes that meet the demands of workers, including plus-sized staff.



Australian  
Standard  
AS/NZS 1891.1:2007  
Lic:21481  
SAI Global



# LANYARDS

- 1 Australian designed, engineered, and MADE
- 2 Webbing 30kN tenacity, AS/NZS 1891.1 = 15kN
- 3 Webbing is UV rated to exceed AS/NZS 1891.1 standard
- 4 'THETA' stitch pattern (equals 25kn strength). Engineered to match webbing strength to ensure no weak point in the harness assembly. Shaped to preclude stitch thread breakage in a fall.
- 5 Contrast stitch pattern for easy inspection
- 6 Standard LINQ shock absorber is rated for a wearer of up to 160kg.
- 7 Drop forged D Transition point doubles as a spare leg stowage point



# MINIMUM FREE SPACE

The LINQ by ProChoice Safety Harness Fall Arrest System is designed to restrict the distance and impact of a fall. When used and fitted correctly your LINQ height safety equipment will minimise the danger associated with working at heights.

Be mindful of the area beneath your immediate work space and seek out a safety zone. The safety zone is also referred to as Minimum Free Space (MFS), a straight vertical line between the point of anchorage and the ground; the nearest dangerous obstacle or platform.

The Fall Arrest Harness System will not prevent impact with obstacles or obstructions in the path of a fall. It is imperative that you ensure the MFS below the work area is sufficient enough to allow the Fall Arrest System to halt contact with the obstacle(s).

It is the duty of the user to be familiar with the MFS available and apply the following formula:

$$\begin{aligned}
 & \text{LENGTH OF LANYARD} \\
 & + \\
 & \text{LENGTH OF SHOCK ABSORBER} \\
 & + \\
 & \text{HARNESST STRETCH} \\
 & + \\
 & \text{DISTANCE BETWEEN HARNESST ATTACHMENT POINT} \\
 & \text{AND UPPER BACK} \\
 & + \\
 & \text{SAFETY CLEARANCE AT THE BOTTOM OF FALL}
 \end{aligned}$$

To illustrate a worst case scenario, which is when the anchor point is at the worker's feet, (to be avoided at all times) the MFS is calculated as follows:

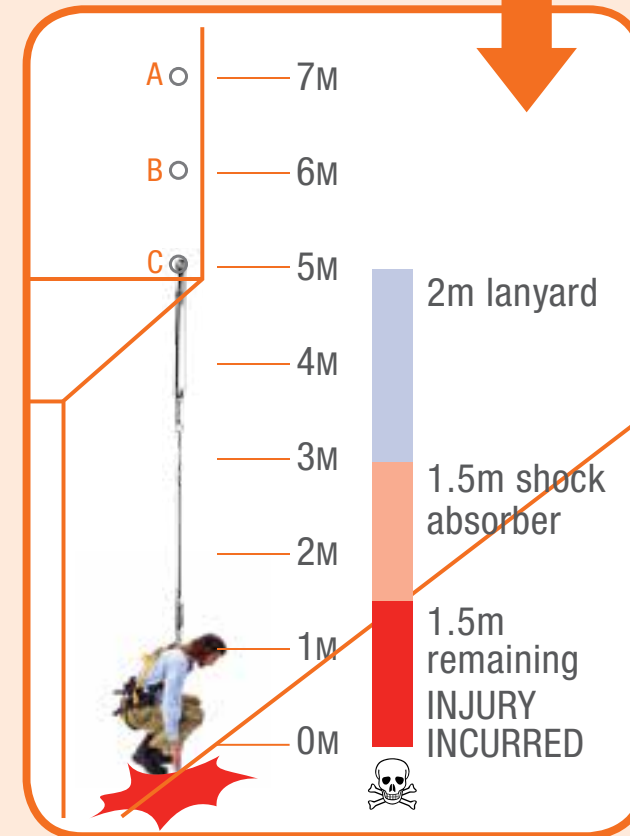
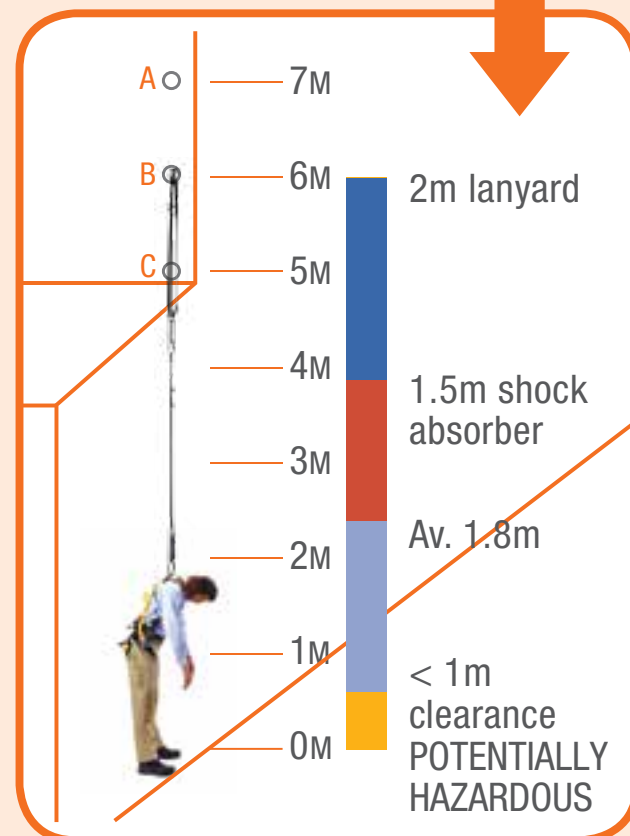
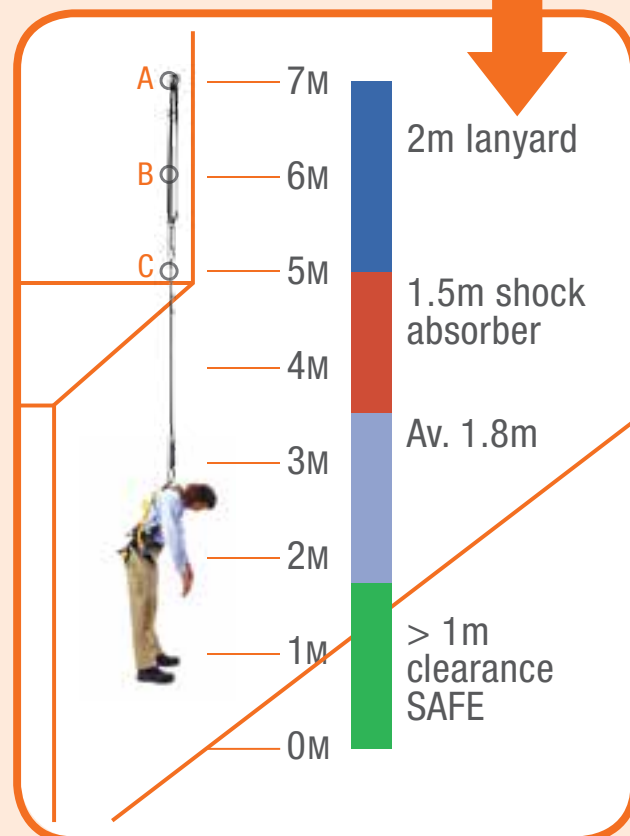
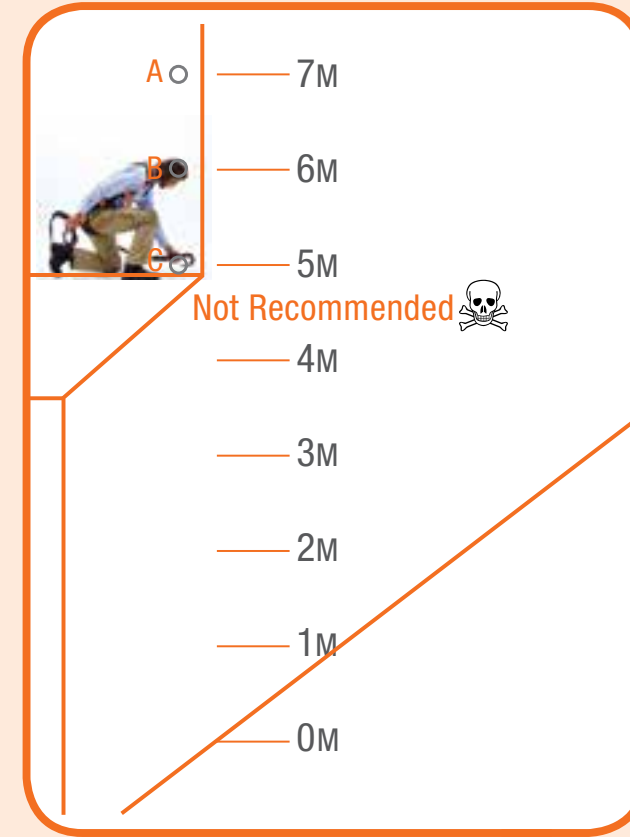
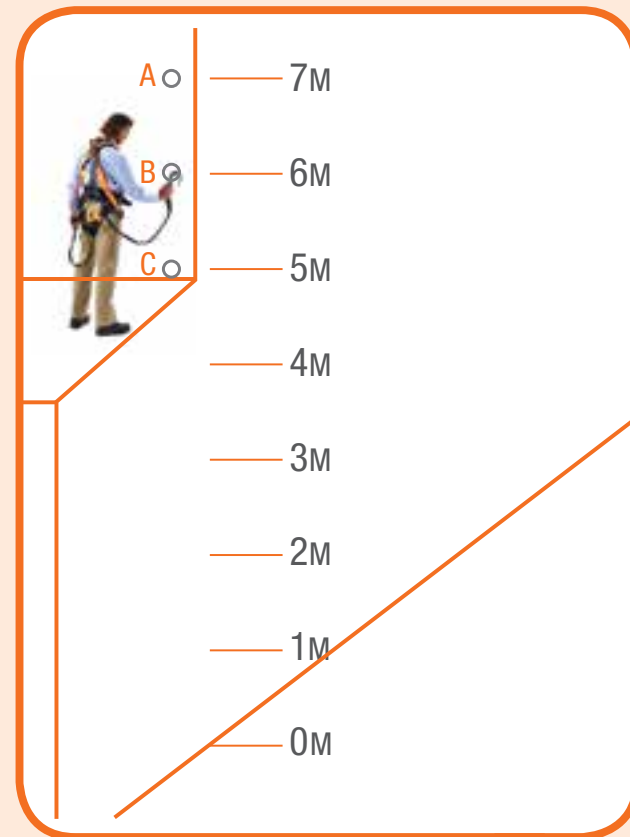
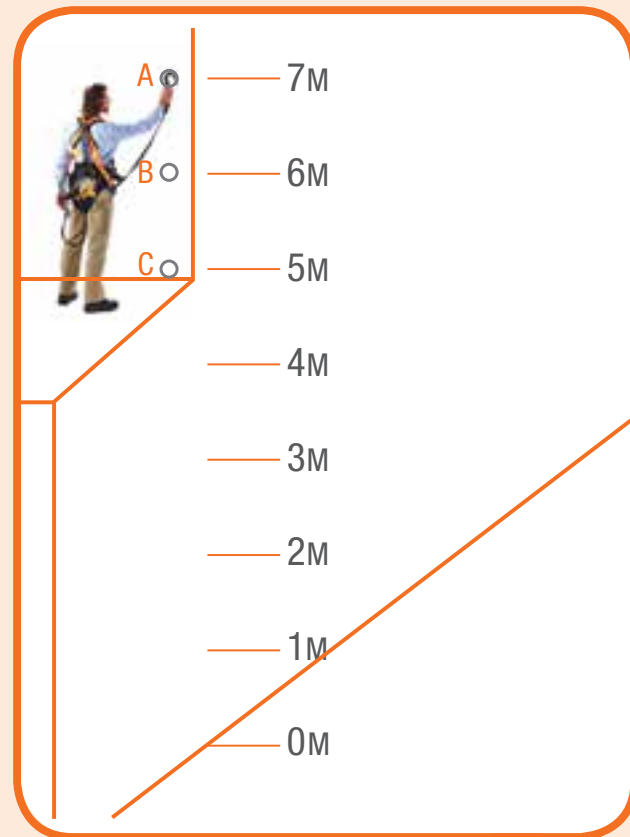
Lanyard Length + Shock Absorber element = 2m + 1.75m (maximum extension of the shock absorber element in an extreme fall) + harness system stretch 0.40m + distance from anchor point (at feet) to harness attachment point say 1.8m (for a person of 2m height): Add 0.5m provisional distance if wearer weight is >136kg

$2m + 1.75m + 0.4m + 1.8m = 5.75m$  (a wearer >136kg should take extra care in the calculation of their MFS – extra reading AS/NZS1891.4)

Refer to Diagram on page 22 and 23. Correct calculations are important.



# MINIMUM FREE SPACE





## SINGLE LANYARDS

### FOR COMPLETE CODE ADD LANYARD AND HARDWARE CODE TOGETHER

Eg Double Adjustable Lanyard with 3 x Triple Action Karabiner = WLA + 2KTKT

#### WLO SINGLE WEBBING



#### WLE SINGLE ELASTICATED



#### WLA SINGLE ADJUSTABLE



## SINGLE LANYARD HARDWARE



1KDKD 2 X DOUBLE ACTION KARABINER



1KSD 1 X DOUBLE ACTION KARABINER  
1 X DOUBLE ACTION SCAFF HOOK



1KDSN 1 X DOUBLE ACTION KARABINER  
1 X SNAP HOOK



1KDST 1 X DOUBLE ACTION KARABINER  
1 X TRIPLE ACTION SCAFF HOOK



1KTKT 2X TRIPLE ACTION KARABINER



1KTSN 1 X TRIPLE ACTION KARABINER  
1 X DOUBLE ACTION SCAFF HOOK



1KTSN 1 X TRIPLE ACTION KARABINER  
1 X SNAP HOOK



1KTST 1 X TRIPLE ACTION KARABINER  
1 X TRIPLE ACTION SCAFF HOOK



1SNKT 1 X SNAP HOOK  
1 X TRIPLE ACTION KARABINER



1SNSD 1 X SNAP HOOK  
1 X DOUBLE ACTION SCAFF HOOK



1SNSN 2 X SNAP HOOK



1SNST 1 X SNAP HOOK  
1 X TRIPLE ACTION SCAFF HOOK



# DOUBLE LANYARDS

**FOR COMPLETE CODE ADD LANYARD AND HARDWARE CODE TOGETHER**

Eg Double Adjustable Lanyard with 3 x Triple Action Karabiner = WLA + 2KTKT

## WLO DOUBLE WEBBING



## WLE DOUBLE ELASTICATED



## WLA DOUBLE ADJUSTABLE



# DOUBLE LANYARD HARDWARE



**2KDKD** 3 X DOUBLE ACTION KARABINER



**2KDS** 1 X DOUBLE ACTION KARABINER  
2 X DOUBLE ACTION SCAFF HOOK



**2KDSN** 1 X DOUBLE ACTION KARABINER  
2 X SNAP HOOK



**2KDST** 1 X DOUBLE ACTION KARABINER  
2 X TRIPLE ACTION SCAFF HOOK



**2KTKT** 3 X TRIPLE ACTION KARABINER



**2KTS** 1 X TRIPLE ACTION KARABINER  
2 X DOUBLE ACTION SCAFF HOOK



**2KTSN** 1 X TRIPLE ACTION KARABINER  
2 X SNAP HOOK



**2KTST** 1 X TRIPLE ACTION KARABINER  
2 X TRIPLE ACTION SCAFF HOOK



**2SNKT** 1 X SNAP HOOK  
2 X TRIPLE ACTION KARABINER



**2SNSD** 1 X SNAP HOOK  
2 X DOUBLE ACTION SCAFF HOOK



**2SNSN** 3 X SNAP HOOK



**2SNST** 1 X SNAP HOOK  
2 X TRIPLE ACTION SCAFF HOOK



## ADJUSTABLE ROPE

### RLA 2M ADJUSTABLE ROPE LANYARD



### RKRG KERNMANTLE ROPE WITH THIMBLE EYE AND ROPE GRAB

Available in 15M, 20M, 25M, 30M, 40M, 50M, 60M, 75M lengths







## KARABINERS & ACCESSORIES

### KARABINERS

The LINQ range of karabiners offers exceptional strength and class-leading features, manufactured under stringent quality control conditions. LINQ karabiners are free from any material or manufacturing defects and Minimum Breaking Strength is assured (MBL).

Engineered for easy use without compromising safety, LINQ karabiners are self-closing and available with a screw-gate, double action or triple action self-locking mechanism to reduce the probability of involuntary opening or release. No LINQ karabiner will open without at least two deliberate actions.

Furthermore, enhanced corrosion resistance and a sleek design minimises snagging and damage to harness and lanyard webbing.

Strict manufacturing processes and stringent batch testing provide you the surety to use LINQ karabiners as a load-bearing connector able to withstand forces of up to 25kN.

Stringent batch testing is conducted to International Standard ISO 10333-5 to determine that the device shall withstand a minimum static force of 20kN without evidence of fracture or inadvertent opening of the gate.

### ACCESSORIES

Complementing the LINQ harness and lanyard range is a comprehensive collection of height safety accessories designed for safety without compromise using quality materials engineered for comfort, performance and longevity.

All LINQ accessories are manufactured with reference to AS/NZS1891.1. ProChoice recommend users familiarise themselves with AS/NZS1891.4 guidelines which state "It is important that investigations be conducted before purchase of any fall-arrest equipment in order to identify the aspects of use that need to be catered for to enable the best system or equipment for the task to be selected."

The collection of LINQ height safety accessories have been ranged to support most working at heights situations.

**Need help? Please call us on Ph: 1300 LINQ HS (5467 47)**



## KARABINERS



**KDASA**  
DOUBLE ACTION STEEL ALLOY  
AVAILABLE IN 18MM, 22MM, AND 26MM



**KSGSA**  
SCREW GATE STEEL ALLOY  
AVAILABLE IN 18MM, 22MM, AND 26MM



**KTASA**  
TRIPLE ACTION STEEL ALLOY  
AVAILABLE IN 18MM, 22MM, AND 26MM



**KDASS**  
DOUBLE ACTION STAINLESS STEEL  
AVAILABLE IN 18MM, 22MM, AND 26MM



**KSGSS**  
SCREW GATE STAINLESS STEEL  
AVAILABLE IN 18MM, 22MM, AND 26MM



**KTASS**  
TRIPLE ACTION STAINLESS STEEL  
AVAILABLE IN 18MM, 22MM, AND 26MM



**KDAA**  
DOUBLE ACTION ALUMINIUM  
AVAILABLE IN 18MM, 22MM, AND 26MM



**KSGA**  
SCREW GATE ALUMINIUM  
AVAILABLE IN 18MM, 22MM, AND 26MM



**KTAA**  
TRIPLE ACTION ALUMINIUM  
AVAILABLE IN 18MM, 22MM, AND 26MM

## ACCESSORIES



**HSASE25**  
ANCHOR STRAP  
ENDLESS ROUND 25MM  
AVAILABLE IN 1.5M AND 2M LENGTHS



**HSASE44**  
ANCHOR STRAP ENDLESS ROUND  
44MM  
AVAILABLE IN 1.5M AND 2M LENGTHS



**HSASIL20**  
ANCHOR STRAP WEBBING  
INTERLOCKING 2.0M



**HSPS20KD**  
POLE STRAP 2M DOUBLE  
ACTION KARABINER  
TRIPLE ACTION KARABINER ALSO  
AVAILABLE (HPS20KT)



**HSPS20SN**  
POLE STRAP 2M SNAP HOOK



**HSSTS**  
SUSPENSION TRAUMA STRAP  
(RETRO FIT)



**HSCSSB**  
CONFINED SPACE  
SPREADER BAR



**HSKB525**  
ELITE BACK PACK KIT BAG



**HSKB710**  
KIT BAG





## HEIGHT SAFETY KITS

LINQ offers three ready-made Kits that are suitable for a broad range of occupations. These include:

- Standard Roofers Kit - Essential Model
- Basic Roofers Kit - Essential Model
- Construction Kit - Essential Model

These Kits have been designed to meet the general requirements of workers who are working at heights in most workplace situations. The Kits also offer exceptional value for money as opposed to buying the items individually.

If your site has specific requirements, LINQ also offer a custom kit service. Customers can take advantage of the LINQ custom kit service by tailoring a kit to suit the needs of their individual work site, choosing from any LINQ harness, lanyard, rope, karabiner and accessory.

Customers may also choose to have multiple items within the same category, for example two lanyards or four karabiners, and so on.

The possibilities with the custom kit option are endless, and there are no minimum order quantities making it easier to create kits based on occupation as opposed to workplace. Kits are packed individually and sent to the customer ready for standard issue to the workforce, taking the hassle out of procuring height safety equipment.



## STANDARD ROOFERS KIT (ESSENTIAL MODEL) - KITRSTD



- 1 H101 Essential Harness x 1
- 2 WLO1SNSN Shock Absorbing Webbing Lanyard Single Leg (2xSnap Hook) x 1
- 3 RKR015 15m Kernmantle Rope c/w Rope Grab and Thimble Eye x1
- 4 HSASE2515 Anchor Strap Endless 25mm - 1.5M x 1
- 5 KSGA Screw Gate Karabiner x 1
- 6 HSKB710 Kit Bag x 1



**Certified Product**  
  
**Australian Standard**  
 AS/NZS 1891.1:2007  
 Lic:21481  
 SAI Global

## BASIC ROOFERS KIT (ESSENTIAL MODEL) - KITRBSK



- 1 H101 Essential Harness x 1
- 2 WLSA450 Shock Absorbing Assembly Pack x 1
- 3 RKR015 15m Kernmantle Rope c/w Rope Grab and Thimble Eye x1
- 4 HSASE2515 Anchor Strap Endless 25mm - 1.5M x 1
- 5 KSGA Screw Gate Karabiner x 2
- 6 HSKB710 Kit Bag x 1



**Certified Product**  
  
**Australian Standard**  
 AS/NZS 1891.1:2007  
 Lic:21481  
 SAI Global



# CONSTRUCTION KIT (ESSENTIAL MODEL) - KITCONS



- 1 H101 Essential Harness x 1
- 2 WLO1SNSN Shock Absorbing Webbing Lanyard Single Leg (2xSnap Hook) x 1
- 3 RKRGO15 15m Kernmantle Rope c/w Rope Grab and Thimble Eye x1
- 4 HSASE2515 Anchor Strap Endless 25mm - 1.5M x 1
- 5 KSGA Screw Gate Karabiner x 2
- 6 HSKB710 Kit Bag x 1
- 7 HSEML145 Manulink 145mm x 1



**Certified Product**  
  
**Australian Standard**  
 AS/NZS 1891.1:2007  
 Lic:21481  
 SAI Global

# CUSTOM KIT

## CHOOSE HARNESS



\*Welder's protection available on all harnesses upon request

## CHOOSE LANYARD



\*Select as per items on pgs 24-28

## CHOOSE ROPE LENGTH



RKRG  
 KERNMANTLE ROPE WITH THIMBLE EYE AND ROPE GRAB

\*Select lengths noted on pg 28

## CHOOSE CONTAINER/BAG







**1300 LINQ HS (5467 47)**